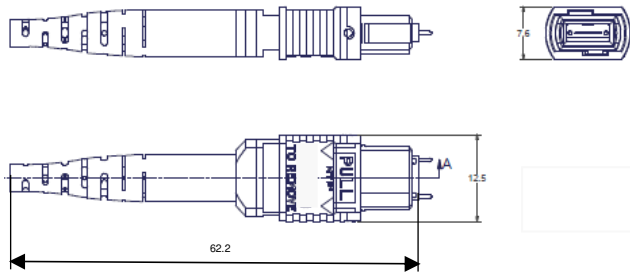
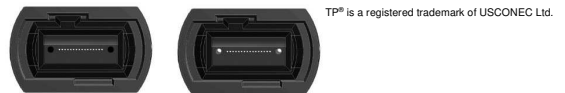



MTP® (MPO) connector n x 16 fibers



MTP® 16 MM 8° APC Stecker female (without pins)



TP® is a registered trademark of USCONEC Ltd.

Properties and applications

- MTP® (MPO) multi-fiber connector up to 36 fibers, based on n x 16 fiber MT ferrules, with strain relief and boot for round cable
- Off-center coding-key
- Multimode MTP® (MPO) are available PC 0° and APC 8° polished, Singlemode APC 8°
- Gender can be changed acc. to USCONEC AEN-1405, polarity can't be changed at APC 8° only at PC 0°
- 1) With MTP® PRO protection cap, debris-repellent (better than anti-static), non-outgassing, halogen-free

Standards

IEC 61754-7-3 two row 16, IEC 61754-7-4 one row 16, ANSI-TIA-604-18 (FOCIS 18)

Material

- Ferrule: PPS filled with glass particles
- Body: PBT, flammability UL94-V0
- Boot: TPO, flammability UL94-V0
- Protection cap: TPO, flammability UL94-V0

Optical properties

The quality feature of the connector at your product is identified by the part number:

- BASIC: Part numbers like XXXAXXXX
- PURE: Part numbers with "P" at their end, XXXAXXXXP

Details about PURE see Produktinfo\_Qualitätsmerkmal-PURE\_od

Applied USCONEC ferrule qualities:

	Quality features	BASIC	PURE
- Singlemode SM, 9/125µm all numbers of fibers	Standard	Elite	Elite
- Multimode OM4, OM5, 50/125µm 16 fibers	Elite	Elite	Elite
- Multimode OM4, OM5, 50/125µm 32 fibers	Standard	Elite	Elite

Insertion Loss IL acc. to IEC61300-3-4, Method B, against reference, maximum [dB]:

	Quality features	BASIC	PURE
- Singlemode SM, 9/125µm, Standard ferrule		0.60	---
- Singlemode SM, 9/125µm, Elite ferrule		0.35	0.25
- Multimode OM4, OM5, 50/125µm, Standard ferrule		0.60	---
- Multimode OM4, OM5, 50/125µm, Elite ferrule		0.35	0.25

Insertion Loss IL „random mated“ in application Multimode OM4, OM5, 50/125µm, Elite ferrule [dB]:

- 16 fibers	89% lower 0.25
- 32 fibers	80% lower 0.35

Dieses Dokument ist urheberrechtlich geschützt • This document is protected by copyright • Rosenberger OSI GmbH & Co. OHG

MTP® (MPO) connector n x 16 fibers

**Optical properties**

Insertion Loss IL quality feature PURE "random mated" application limit value, average value [dB]:

- Singlemode SM, 9/125µm 0.15
- Multimode OM4, OM5, 50/125µm 0.15

Return Loss RL acc. to IEC61300-3-6, Method 1, against reference, minimum [dB]:

	Quality feature	BASIC	PURE
- Singlemode SM, 9/125µm, APC 8°		55	60
- Multimode all OM classes, PC 0°		30	30
- Multimode all OM classes, APC 8°		50	55

**Mechanical properties**

- Mating cycles min. 500, IL increase < 0.2 dB
- Strain relief max. 100 N, dependent on cable type

**Thermal properties**

- Operation temperature range -40°C to +85°C, dependent on cable type
- Storage temperature range -40°C to +85°C

**Cable diameters**

Round cable types Ø 2.0 to 4.5 mm

**Colors**

Connector body / boot:

- Singlemode SM, 9/125µm, APC 8° green / black
- Multimode OM2, OM3, OM4, OM5, 50/125µm, PC 0° black / black
- Multimode OM4, OM5, 50/125µm, APC 8° black / white

Dieses Dokument ist urheberrechtlich geschützt • This document is protected by copyright • Rosenberger OSI GmbH & Co. OHG

While the information has been carefully compiled to the best of our knowledge, nothing is intended as representation or warranty on our part and no statement herein shall be construed as recommendation to infringe existing patents. In the effort to improve our products, we reserve the right to make changes judged to be necessary.

Draft	Date	Approved	Date	Rev.	Engineering change number	Name	Date
H. Jungbäck	2020-04-29	A. Burggraf	2020-04-29	003	---	H. Jungbäck	2024-11-28