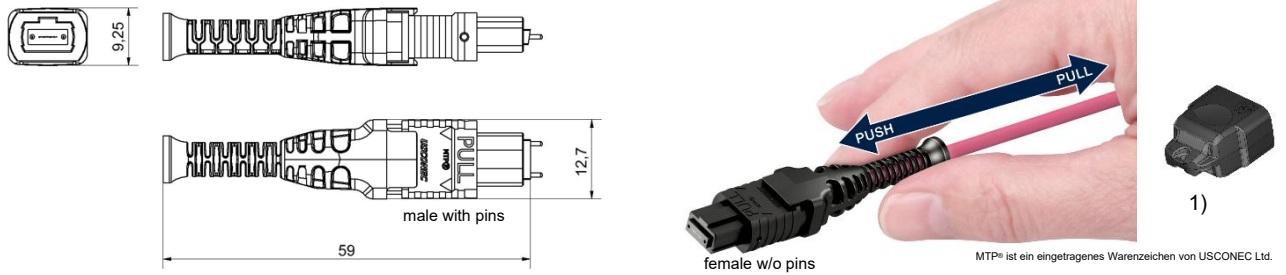


MTP®-PPB 12 fiber
Push-Pull-Boot connector



Properties and applications

- MTP® (MPO) multi-fiber connector up to 12 fibers, based on 12 fiber MT ferrules
- With strain relief and Push-Pull-Boot for round cable, with which the connector can be plugged and un-plugged
- For ULTRA-HIGH-DENSITY (UHD) applications required
- Mit pins (male) and without pins (female)
- Centered coding-key
- Multimode MTP® (MPO) all numbers of fibers are available PC 0° and up to 12 fiber APC 8° polished too, Singlemode APC 8°
- Gender can be changed acc. to USCONEC AEN-1405, polarity can't be changed at APC 8° only at PC 0°
- ¹⁾ With MTP® PRO protection cap, debris-repellent (better than anti-static), non-outgassing, halogen-free

Standards

IEC 61754-7 and EIA/TIA 604-5

Material

- | | |
|------------------|---------------------------------|
| - Ferrule: | PPS filled with glass particles |
| - Body: | PBT, flammability UL94-V0 |
| - Boot: | PP, flammability UL94-V0 |
| - Protection cap | TPO, flammability UL94-V0 |

Optical properties

The quality feature of the connector at your product is identified by the part number:

- BASIC: Part numbers like XXXAXXXX
- PURE: Part numbers with "P" at their end, XXXAXXXXP

Details about PURE see Produktinfo_Qualitätsmerkmal-PURE_od

Applied USCONEC ferrule qualities:

	Quality features	BASIC	PURE
- Singlemode SM, 9/125µm		Elit	Elite
- Multimode OM2, OM3, OM4, OM5, 50/125µm		Elite	Elite

Insertion Loss IL acc. to IEC61300-3-4, Method B, against reference, maximum [dB]:

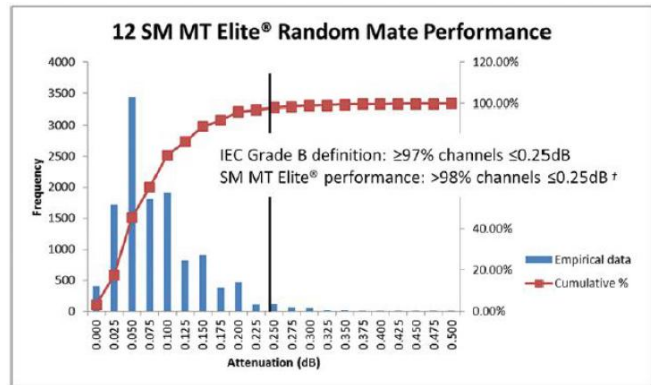
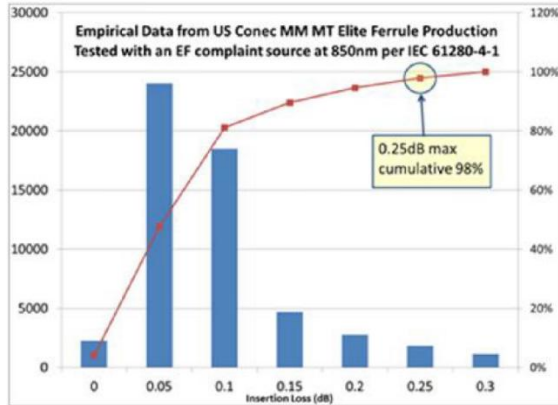
	Quality features	BASIC	PURE
- Singlemode SM, 9/125µm, Elite ferrule		0.35	0.25
- Multimode OM2, OM3, OM4, OM5, 50/125µm, Elite ferrule		0.35	0.25

Dieses Dokument ist urheberrechtlich geschützt • This document is protected by copyright • Rosenberger-OSI GmbH & Co. OHG

MTP®-PPB 12 fiber Push-Pull-Boot connector

Optical properties

Insertion Loss IL „random mated“ source USCONEC Ltd.:



Insertion Loss IL quality feature PURE “random mated” application limit value, average value [dB]:

- Singlemode SM, 9/125µm 0.15
- Multimode OM2, OM3, OM4, OM5, 50/125µm 0.15

Return Loss RL acc. to IEC61300-3-6, Method 1, against reference, minimum [dB]:

	Quality feature	BASIC	PURE
- Singlemode SM, 9/125µm, APC 8°		55	70
- Multimode all OM classes, PC 0°		30	30
- Multimode all OM classes, APC 8°		50	55

Mechanical properties

- Mating cycles min. 500, IL increase < 0.2 dB
- Strain relief max. 100 N, dependent on cable type

Thermal properties

- Operation temperature range -40°C to +85°C, dependent on cable type
- Storage temperature range -40°C to +85°C

Cable diameters

- Round cable types Ø 2.0 to 3.0 mm

Colors

Connector body / boot:

- Singlemode SM, 9/125µm, APC 8° yellow / black
- Multimode OM3, OM4, OM5 50/125µm black / black
- Multimode OM4, OM5, 50/125µm, APC 8° black / tbd

While the information has been carefully compiled to the best of our knowledge, nothing is intended as representation or warranty on our part and no statement herein shall be construed as recommendation to infringe existing patents. In the effort to improve our products, we reserve the right to make changes judged to be necessary.

For the installation of the electrotechnical equipment, particular electrotechnical expertise is required.



Draft	Date	Approved	Date	Rev.	Engineering change number	Name	Date
H. Jungbäck	2024-07-18	L. Meinel	2024-07-18	003	--	H. Jungbäck	2026-03-30