



1 HU FOR UP TO 24 CHANNELS (48 FIBERS)

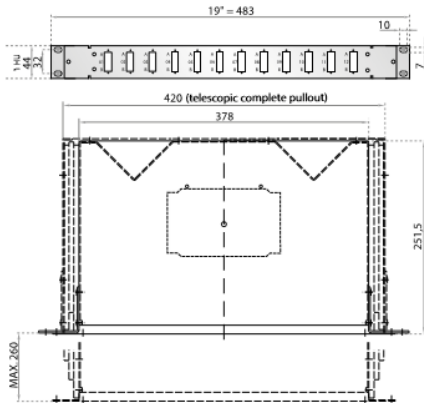


2 HU FOR UP TO 48 CHANNELS (96 FIBERS)

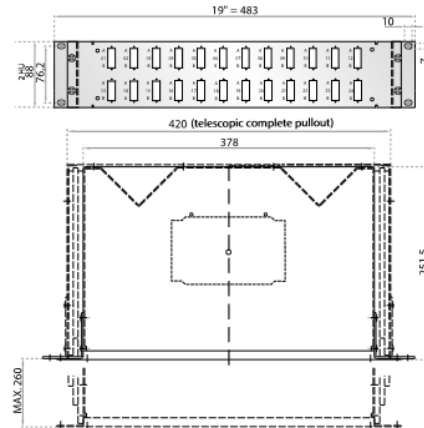


Dieses Dokument ist urheberrechtlich geschützt • This document is protected by copyright • Rosenberger OSI GmbH & Co. OHG

DIMENSIONS 1 HU



DIMENSIONS 2 HU



Applications

- For installation in 19" racks in distribution systems

Properties

- Basic panel with optimized functionality
- Suitable for splice connections using all common, commercially available pigtail and cable types
- Available in the following two variants:
 - Fixed installation
 - Telescopic complete pullout: fully retractable
- Torsion-resistant connection for up to 4 splice cassettes in 1 HU variant and 8 splice cassettes in 2 HU variant, for cassette type, see Accessories
- 2 PG 21 (29 mm) cable inputs
- Oblique 45° cable guide to rear, guide direction selectable
- 2 universal support can be mounted for simplex, duplex and breakout cables, see Accessories
- Screen-printed front labelling: numerical and alphanumeric
- Material and color:
 - Body: aluminum, natural
 - Front: powder-coated aluminum, RAL 7035 (light gray)
- Weight (panel without adapters and cassettes):

• Fixed installation:	1 HU - 1120 g
	2 HU - 1580 g
• Telescopic complete pullout:	1 HU - 1600 g
	2 HU - 2140 g

Optional

- Splice cassettes, holders, protectors and cable glands
- Pigtails inserted ready for splicing, if this option is chosen, numbers of fibers that are a multiple of 12 are supplied with factory-assembled splice cassettes

Form of delivery

- Panel fully factory-assembled incl. adapters
- Blind plugs in unused cable inputs
- Blind plugs in unused front panel ports
- With splice cassette cover

Dieses Dokument ist urheberrechtlich geschützt • This document is protected by copyright • Rosenberger OSI GmbH & Co. OHG

19" 1 HU SPLICE PANELS





Part numbers

1 HU RAL 7035 (light gray)

Number of fibers	Type of adapter	Fixed installation		Telescopic complete pullout	
		SM	MM	SM	MM
12	MU >>MU-Duplex-Horizontal SM	231A0363	-	230A0363	-
	OM3	-	231A1583 OM3	-	230A1583 OM3
	OM4	-	231A1583 OM4	-	230A1583 OM4
	SC >>SC-Duplex metal	231A0333	231A0213	230A0333	230A0213
	SC-Duplex >> SC-Duplex plastic SM	231A1590	-	230A1590	-
	OM3	-	231A1660 OM3	-	230A1660 OM3
	OM4	-	231A1660 OM4	-	230A1660 OM4
	E-2000™ >> E-2000™ Simplex ¹ HRL	231A1103	-	230A1103	-
	LC >> LC-Duplex SM	231A0353	-	230A0353	-
	OM3	-	231A1323 OM3	-	230A1323 OM3
	OM4	-	231A1323 OM4	-	230A1323 OM4
	24	MU >>MU-Duplex-Horizontal SM	231A0365	-	230A0365
OM3		-	231A1585 OM3	-	230A1585 OM3
OM4		-	231A1585 OM4	-	230A1585 OM4
SC >>SC-Duplex metal		231A0335	231A0215	230A0335	230A0215
SC-Duplex >> SC-Duplex plastic SM		231A1591	-	230A1591	-
OM3		-	231A1661 OM3	-	230A1661 OM3
OM4		-	231A1661 OM4	-	230A1661 OM4
E-2000™ >> E-2000™ Simplex ¹ HRL		231A1105	-	230A1105	-
LC >> LC-Duplex SM		231A0355	-	230A0355	-
OM3		-	231A1325 OM3	-	230A1325 OM3
OM4		-	231A1325 OM4	-	230A1325 OM4
48		MU >>MU-Duplex-Horizontal SM	231A0368	-	230A0368
	OM3	-	231A1587 OM3	-	230A1587 OM3
	OM4	-	231A1587 OM4	-	230A1587 OM4
	SC >>SC-Duplex metal	231A0339	231A0219	230A0339	230A0219
	SC-Duplex >> SC-Duplex plastic SM	231A1592	-	230A1592	-
	OM3	-	231A1662 OM3	-	230A1662 OM3
	OM4	-	231A1662 OM4	-	230A1662 OM4
	LC >> LC-Duplex SM	231A0358	-	230A0358	-
	OM3	-	231A1328 OM3	-	230A1328 OM3
	OM4	-	231A1328 OM4	-	230A1328 OM4

Other adapter types and numbers of fibers on request.¹ = Type R+M

Part numbers accessories for 1 HU

Tertiary cable support Default:	1 unit	111A0403	
Large, with brush	1 unit	111A0418	
Support for 6 cable glands up to PG 16	1 set = 2 plates (without cable glands)	111A0417	
1 HU labeling field 30 x 35 mm	1 unit	111A0415	

Dieses Dokument ist urheberrechtlich geschützt • This document is protected by copyright • Rosenberger OSI GmbH & Co. OHG

19" 2 HU SPLICE PANELS

Part numbers

2 HU RAL 7035 (light gray)

Number of fibers	Type of adapter	Fixed installation		Telescopic complete pullout			
		SM	MM	SM	MM		
48	MU >>MU-Duplex-Horizontal SM OM3 OM4	235A1568	-	234A1568	-		
		-	235A1588 OM3 235A1588 OM4	-	234A1588 OM3 234A1588 OM4		
	SC >>SC-Duplex metal SC-Duplex >> SC-Duplex plastic	SM	235A0338	235A0218	234A0338	234A0218	
		OM3 OM4	235A0450	-	234A0450	-	
	E-2000™ >> E-2000™ Simplex ¹ HRL LC >> LC-Duplex SM	SM	235A1108	-	234A1108	-	
		OM3 OM4	325A0378	-	234A0378	-	
	96	MU >>MU-Duplex-Horizontal SM OM3 OM4	235A1571	-	234A1571	-	
			-	235A1591 OM3 235A1591 OM4	-	234A1591 OM3 234A1591 OM4	
		SC >>SC-Duplex metal SC-Duplex >> SC-Duplex plastic	SM	235A1513	235A1512	234A1513	234A1512
			OM3 OM4	235A0451	-	234A0451	-
		LC >> LC-Duplex SM	SM	235A0381	-	234A0381	-
			OM3 OM4	-	235A1331 OM3 235A1331 OM4	-	234A1331 OM3 234A1331 OM4

Other adapter types and numbers of fibers on request. ¹ = Type R+M

Part numbers accessories for 2 HU

Tertiary cable support Default:	1 unit	111A0403	
Large, with brush	1 set	111A0611	
Support for 12 cable glands up to PG 16	1 set = 4 plates (without cable glands)	111A0614	
2 HU labeling field 30 x 88 mm	1 unit	111A0610	

While the information has been carefully compiled to the best of our knowledge, nothing is intended as representation or warranty on our part and no statement herein shall be construed as recommendation to infringe existing patents. In the effort to improve our products, we reserve the right to make changes judged to be necessary.

Draft	Date	Approved	Date	Rev.	Engineering change number	Name	Date
P. Maier	23.05.18	H. Jungbäck	23.05.18	001			