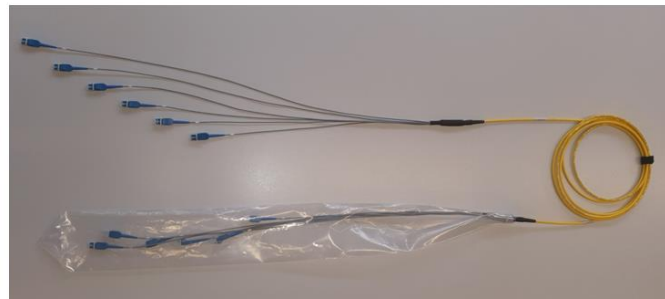
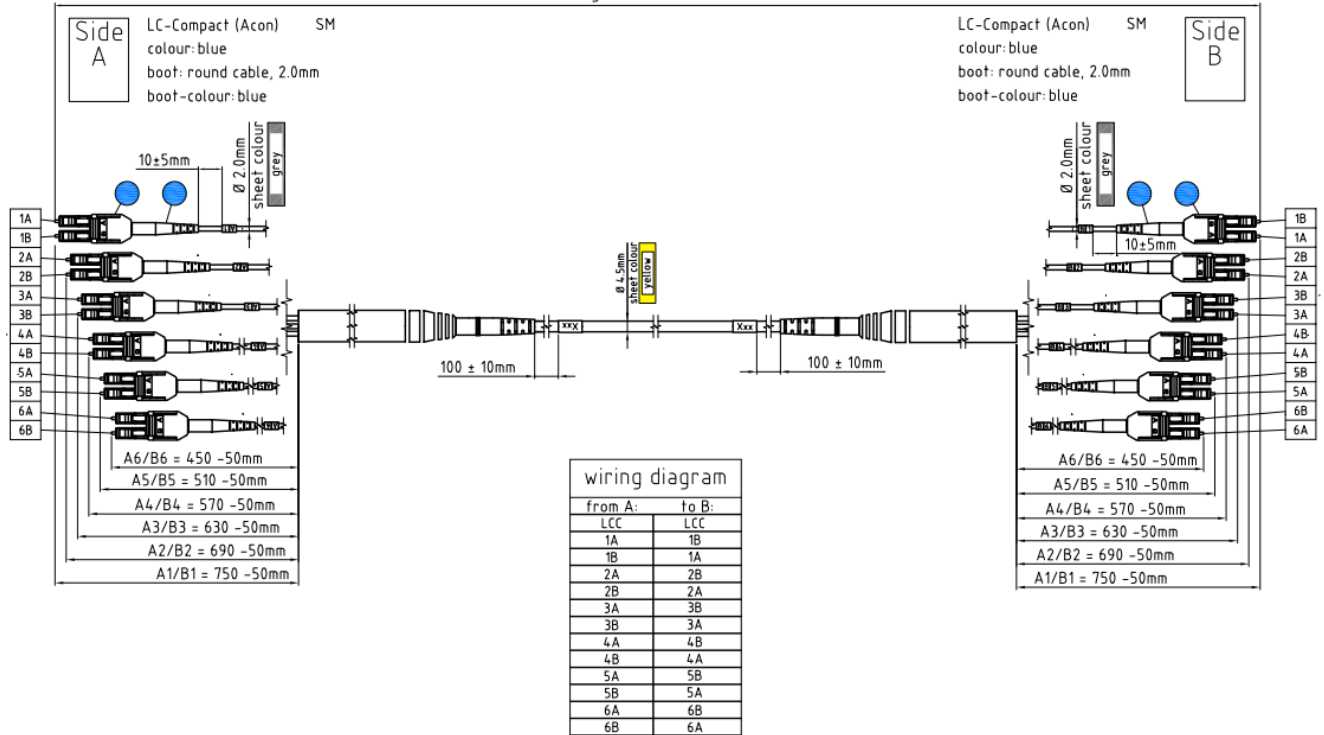


Length +/- Tolerances



OM4



SM 0°



SM APC

Description

- LCC to LCC Trunk Light
- 12F (code 12), 6F (code 06)
- Plenum
- Trunk Jacket
 - SM: Yellow (Code S)
 - OM4: Aqua (Code C)

Pulling Sock options

Standard legs stagger both sides and security bag on both sides (S)

- Protection bag for legs and connector, for laying in Trunk



Standard legs stagger both sides, and pulling corrugated sock on one side and security bag on second side (150N) (C)


Standard legs stagger both sides and pulling corrugated sock on both sides (150N) (E)



Standard legs stagger both sides, and pulling sock non-corrugated on one side and security bag on second side (150N) (F)

Standard legs stagger both sides and pulling sock non-corrugated on both sides (150N) (G)

Exterior pulling mesh (no rugged protection)



Protection foil inside of mesh



Technical Data Sheet

Rosenberger

Trunk Light 4F- 6F – 12F

UTLGC12SOMSL40S-075FT

Optical Data

Fiber SM and OM4 Bend insensitive fiber Corning

LCC Connector Insertion Loss per connection pair

- Singlemode standard SM, 9/125µm 0.30dB
- Multimode low loss IL OM4 50/125µm 0.15dB

Polarity: cross / flipped A/B

Trunk lengths and Tolerances

Trunk Length definition: Between the distance of connectors of the length legs

Tolerances

Trunk Length	Tolerance
>3FT	+/- 20 in
3FT – 9FT	+/-40 in
9FT – 100FT	+/- 60 in
>100FT	+/- 2%

Standard Leg Length

Fibers	Leg Length (Leg Tolerances: 2 in)	Protection foil OD	Corrugated tube OD
4F	2F-17.7 in / 2F-20.1 in	21.6 in	21.6 in
6F	2F-17.7 in / 2F-20.1 in / 2F- 22.4 in	21.6 in	21.6 in
12F	2F-17.7 in / 2F-20.1 in / 2F- 22.4 in / 2F-24.8 in / 2F-27.2 in / 2F-29.5 in	21.6 in	21.6 in

Mechanical properties

- Connector to cable Strain relief max. 70 N, on 2.0mm OD leg

Environmental data

Transport and storage - 25°C to + 70°C
Installation - 5°C to + 50°C
In use - 5°C to + 70°C

Delivery form

Rosenberger Standard
In cardboard box

While the information has been carefully compiled to the best of our knowledge, nothing is intended as representation or warranty on our part and no statement herein shall be construed as recommendation to infringe existing patents. In the effort to improve our products, we reserve the right to make changes judged to be necessary.

Draft	Date	Approved	Date	Rev.	Engineering change number	Name	Date
L. Brücher	28.09.2023	L. Brücher	28.09.2023	001	---		

Rosenberger OSI GmbH & Co. OHG
Tel.: +49 821 249249-0
www.rosenberger.com/osi; E-Mail: info-osi@rosenberger.com

Page
3 / 4

Technical Data Sheet

Rosenberger

Trunk Light 4F- 6F – 12F

UTLGC12SOMSL40S-075FT

Product code

Product	Code
Trunk	T
Product Name	
Trunk Light	LG
Trunk OCTO (8F Subunit)	OC
Trunk 12F Subunit Duodecim	DU
Polarity	
Cross/Flipped A/B	C
Straight A/A (Also for Pigtails)	S
TIA Method B, 1 to 12	B
Fiber count (in fibers)	
XX: 06, 12, 24, 32, 48, 72, 96	XX
Trunk Legs, Pulling sock options	
Standard legs stagger both sides and security bag on both sides	S
Standard legs stagger both sides, and pulling corrugated sock on one side and security bag on second side (150N)	C
Standard legs stagger both sides and pulling corrugated sock on both sides (150N)	E
Standard legs stagger both sides, and pulling sock non-corrugated on one side and security back on second side (150N)	F
Standard legs stagger both sides and pulling sock non-corrugated on both sides (150N)	G
No Stagger - Pigtails	N
Cable Types	
i-F Distribution cable, OCTO Cable, plenum, 8f subunits, double jacket	OM
I-F Distribution Cable, Sedecim cable, plenum, 16f subunits	ON
I-F Distribution Cable, Duodecim Cable, 12f Subunits	OD
Fiber Type	
SM Bend Insensitive, G.657.A1	S
OM4 Bend Insensitive	C
Connector	
LC Compact (LCC) SM PC Blue, single boot blue	L40
LC Compact (LCC) SM UPC Blue, single boot blue	L41
LC Compact (LCC) SM 8° APC green, single boot green	L42
LC Compact (LCC) MM PC black, single boot black	L43
Second Connector Option	
Both ends same	S
By different connectors, add first connector code and right after the second connector code	
Half preconnectorized - only one side with connectors	P

While the information has been carefully compiled to the best of our knowledge, nothing is intended as representation or warranty on our part and no statement herein shall be construed as recommendation to infringe existing patents. In the effort to improve our products, we reserve the right to make changes judged to be necessary.